


Ideas for using Lap Books

Donatella Fitzgerald
15 marzo



Today's webinar

What is a Lap Book?

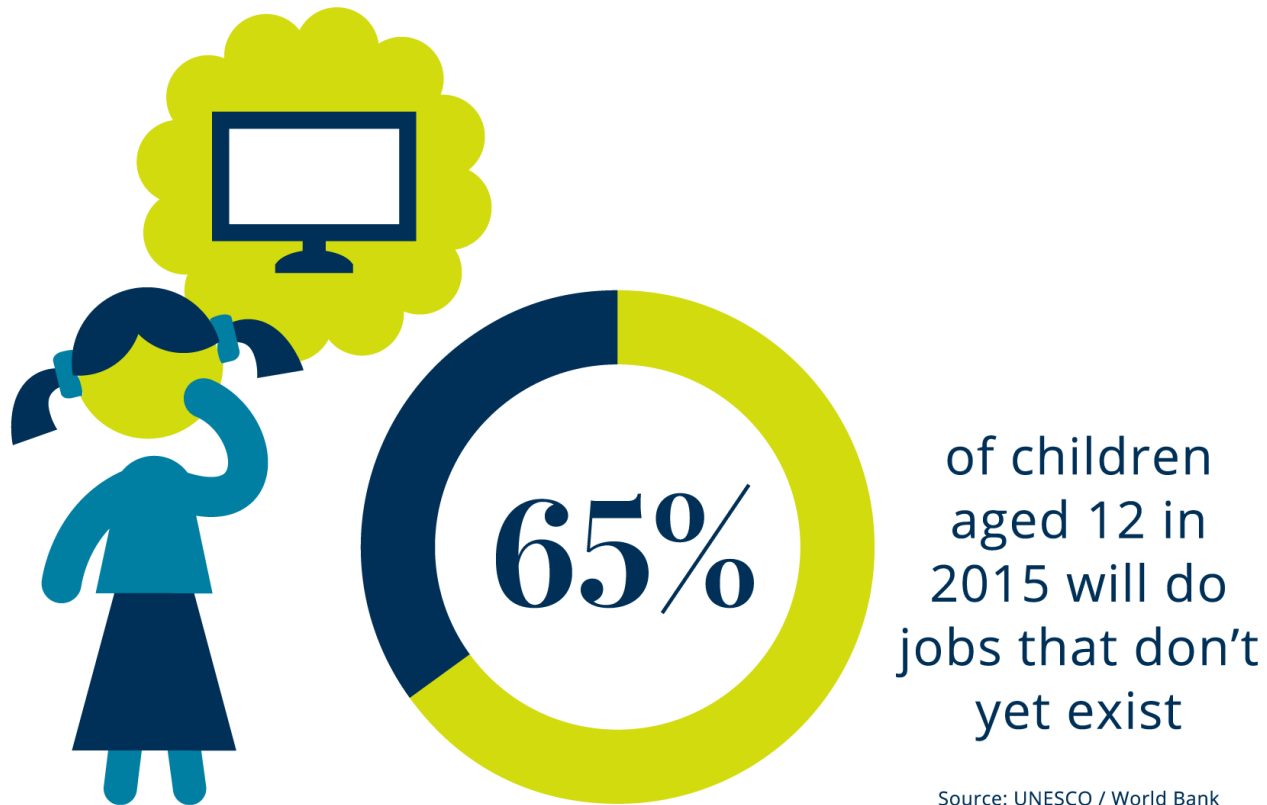
What can you use a Lap Book for?

How and when can you use a Lap Book?

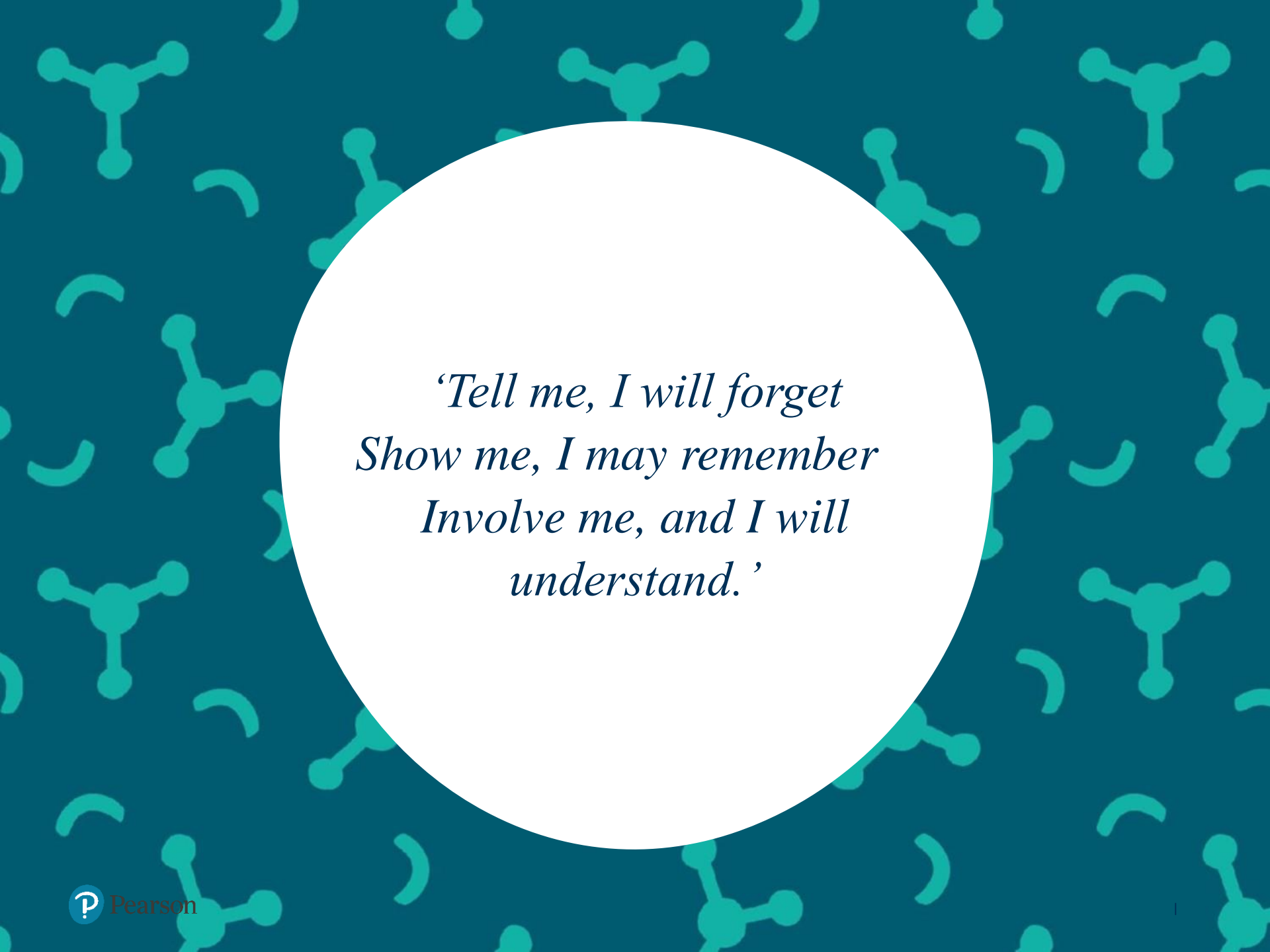
Why use Lap Books in the English Language classroom?

How do you make a Lap Book?





How does this affect the way we teach?

The background is a solid teal color with a repeating pattern of white chemical symbols, including water molecules (H2O) and curved lines representing bonds or arcs.

*‘Tell me, I will forget
Show me, I may remember
Involve me, and I will
understand.’*

21st century learning



A young child is seen from behind, climbing a green artificial rock wall. The child is wearing a bright yellow-green t-shirt, khaki pants, a black safety harness, and an orange helmet. They are reaching up with their right hand to grasp a yellow rock hold. The wall is covered in various red and yellow holds of different shapes. A blue rope is visible on the left side of the wall. The text "How can we ensure our students are Involved?" is overlaid on the left side of the image in a white serif font.

How can we ensure our students
are Involved?

Using Lap Books!

What is a Lap Book?

What is a lap book?

A whole project or unit of work that can fit into one **book** which in turn can fit into child's **lap**

Tamy Duby,
Home-school mother and writer,
Virginia, USA



What is a lap book?

A portfolio or collection of mini-books, flaps, pictures, text and folded display material creatively arranged in a cardboard folder



What is a lap book?

An **example** of an **interactive visual organizer** where **students** can **research** and **record**, **summarize**, **illustrate** and **present** what they have **learnt** about a **particular topic** or **unit of work**



What is a lap book?

A **scaffolding tool** that helps **guide** and **shape** students' **thinking** and **communication skills**



What can you use a Lap Book for?

What can you use a lap book for?

Teaching and learning

CONTENT
and
PROCESS



Content in the English lesson

- Grammar Points
- Functional Language
- Lexical Sets and themes
- One thing: eg my favourite animal
- INVALSI Vocabulary sets
- A Story or story book
- A book review
- CLIL
- A school trip
- Culture and Festivals
- Road Safety/My Town



*The process of creating a
Lap Book is just as
important as the final
product and the
information it contains.*

Joanna Carter

Process in the English lesson

Researching
Planning
Evaluating

Participating
Collaborating

Presenting
Communicating

LEARNING TO LEARN COMPETENCES



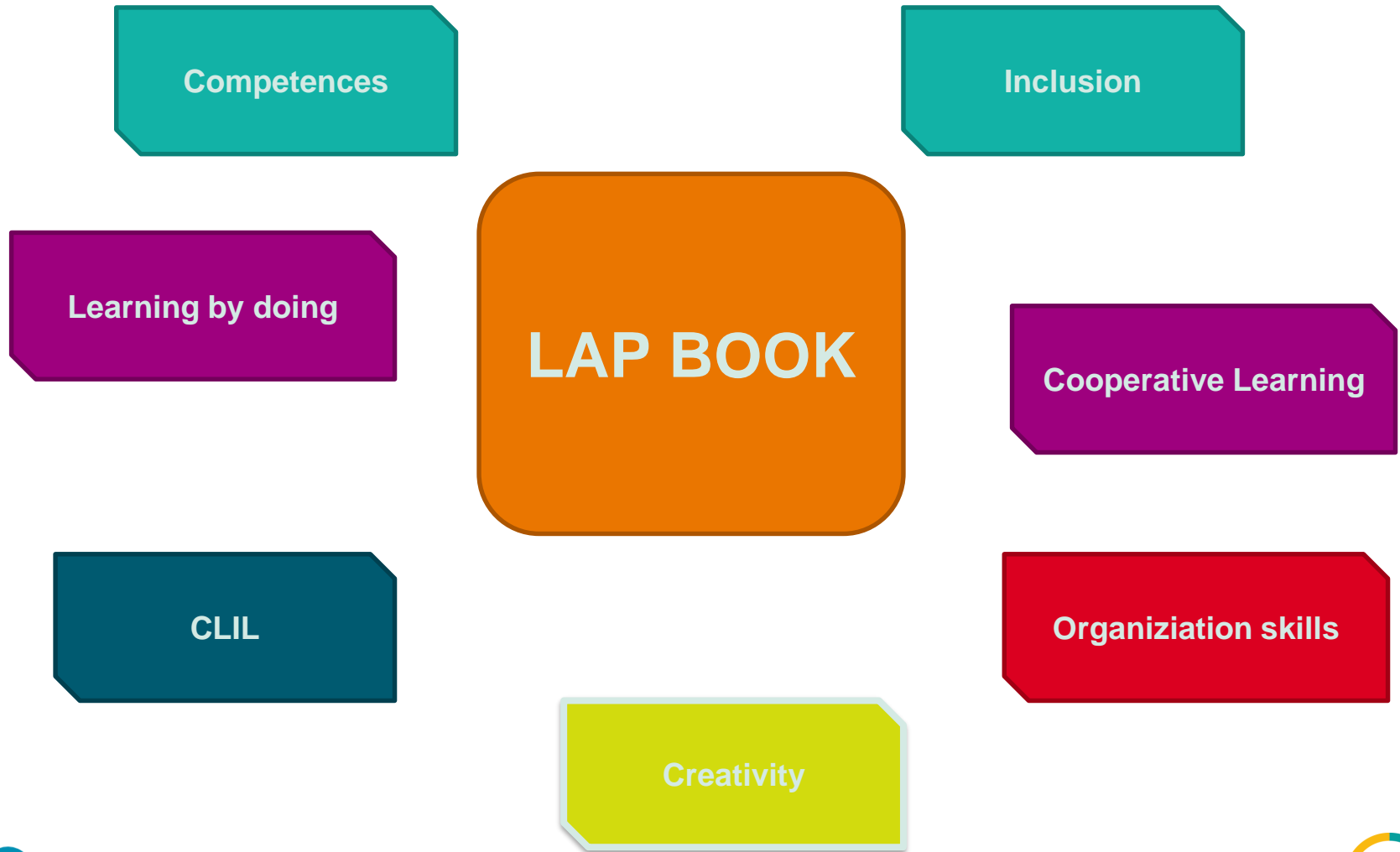
**How and when can you
use a lapbook?**

How and when can you use a lapbook?



- personalise content
- expand on a small area of a larger topic
- overview an entire topic
- create it in stages while exploring a unit of work
- create at the end of a unit of work as a way of revising and consolidating
- use as an evaluation or assessment tool

Lap Books




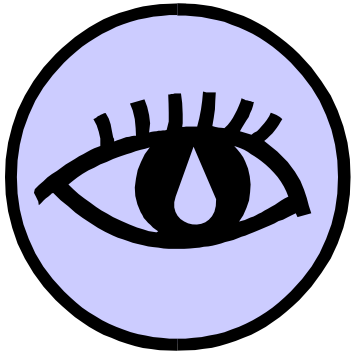
Why use lap Books?

Active Learning

Why use Lap Books?


Inclusive Learning
DSA Students
High Achievers
Make language and learning
memorable
Learning Styles
Mixed Levels
Versatile
Across the curriculum
Any age
Everything in one place
You do not need to be good at
art!
Very cheap!





V

VISUAL



A

AUDITORY




K

KINAESTHETIC

Lap Books are a model for learning styles

Lapbooks

Unique
Record Learning
Creative and fun
Versatile
Adaptable
Varying levels
Different learning styles
Across the Curriculum
Any age
Left and right side of the brain



Lap Books and four skills

Lap Books and four skills

Listening

Listen to instructions
Listen to description

Reading

Reading to find
information
Read content of lap
book

Writing

Writing and copying
information

Speaking

Describing Lap book
Helps focus
presentation

Vocabulary

Help remember
New words
Store words

Presentation skills

Focus on topic
Presentation of Lap
Book

**How do you make a Lap
Book?**

Different types of Lap Book
Pre-prepared
or
Make your own

Pre-prepared Lap Book

Start by using a pre – prepared lapbook

Include :


folder


templates

audio and songs

plan of work

One whole lesson or a part of a lesson







CLIL and Festivities Lap Books



**Bring
history and science
to life**



History

‘The Ancient Egyptians’

INSIDE OF LAPBOOK

The Social Classes

PASTE AND FOLD

PASTE AND FOLD

PASTE AND FOLD

PASTE AND FOLD

PASTE AND FOLD

PASTE AND FOLD

PASTE AND FOLD

PASTE AND FOLD

Famous Pharaohs

PASTE HERE

PASTE HERE

The Pharaoh

PASTE HERE

The Afterlife

This is the mummification process!

What's inside the canopic jars?

Mummification Process

PASTE HERE

The Great Pyramid of Giza

PASTE HERE

The Gods and Goddesses

The gods and goddesses are very important for the people of Ancient Egypt.

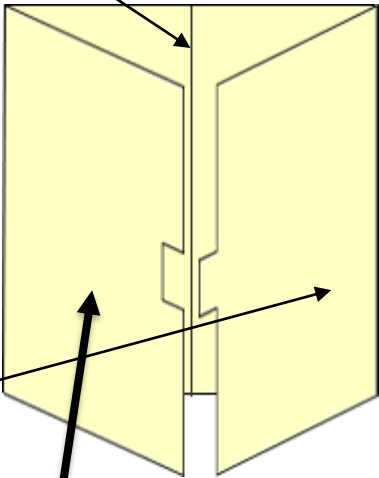
Paste an envelope here for your mini booklet.

Some gods and goddesses are half human and half animal.

Thoth half human half ibis	Khepri half human half scarab beetle
PASTE HERE	PASTE HERE
PASTE HERE	PASTE HERE
Bastet half human half cat	Sobek half human half crocodile

PASTE HERE

PASTE HERE



INSIDE COVER

A Map of Ancient Egypt

1

2

3

4

PASTE HERE

The Nile is very important for us!

Paste an envelope here for your picture cards

BACK OF LAPBOOK

Visiting Egypt Today

PASTE HERE

Abu Simbel

PASTE HERE

Valley of the Kings

PASTE HERE

Great Sphinx

FRONT COVER

My CLIL History Lapbook

The Ancient Egyptians

Write your name in Hieroglyphics.

I'm a scribe. I use a special alphabet. It is called hieroglyphics.

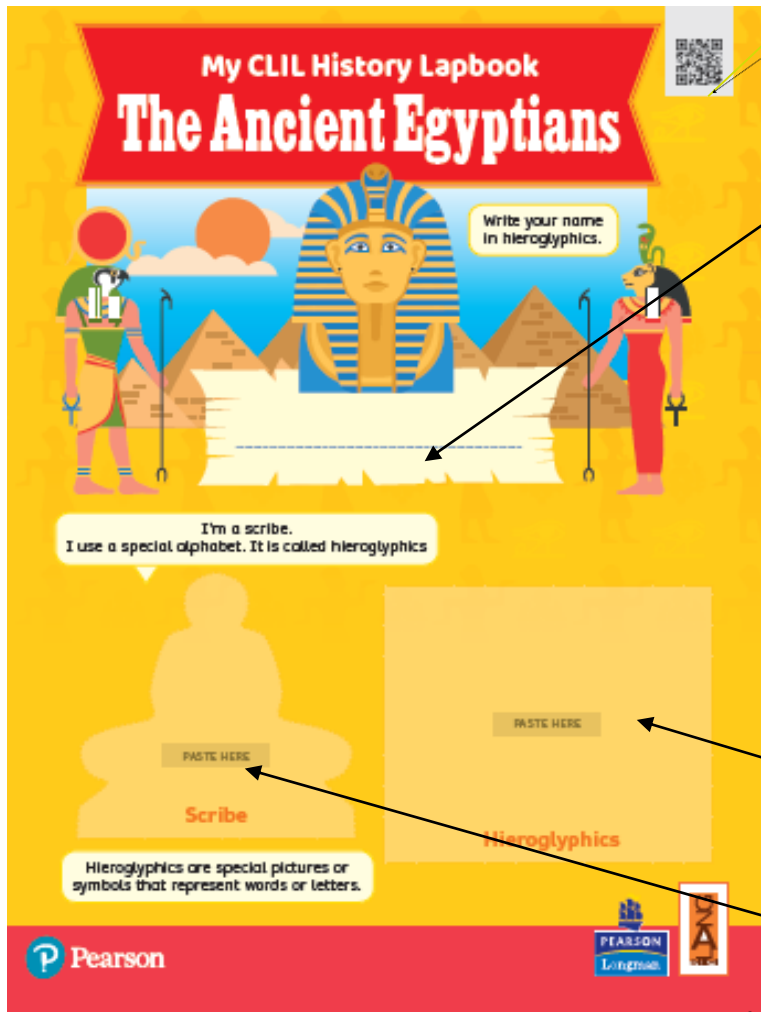
PASTE HERE

Scribe

PASTE HERE

Hieroglyphics

Hieroglyphics are special pictures or symbols that represent words or letters.




FRONT COVER


QR Code with video and audio

Students write their names in hieroglyphics using the cut out chart as a guide

CUT OUTS



The Social Classes



Famous Pharaohs

PASTE HERE

PASTE HERE

PASTE HERE

PASTE HERE

The Pharaoh

PASTE HERE

CUT OUTS

The social classes

He is the Pharaoh.	They are the merchants.
They are the nobles and priests.	They are the craftsmen.
They are the soldiers.	They are the farmers.
They are the scribes.	They are the slaves and servants.


Famous Pharaohs

_____		_____
_____		_____
_____		_____
_____		_____



**Science
'the Human Body'**

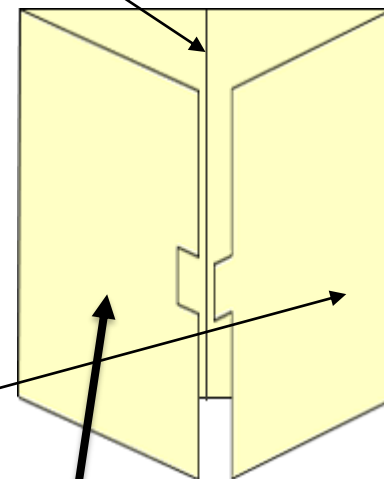
CLIL Science Lap Book: Human body



Me at Birth		Me Now	
<div style="border: 1px dashed blue; height: 150px; width: 100%; position: relative;"> <div style="position: absolute; top: 50%; left: 50%; transform: translate(-50%, -50%); background-color: #e0e0e0; padding: 5px;">PASTE</div> </div>	<p>My weight at birth:</p> <p>..... kilograms</p> <p>..... grams</p> <p>My height at birth:</p> <p>..... centimetres</p>	<p>My weight now:</p> <p>..... kilograms</p> <p>..... grams</p> <p>My height now :</p> <p>..... centimetres</p>	<div style="border: 1px dashed blue; height: 150px; width: 100%; position: relative;"> <div style="position: absolute; top: 50%; left: 50%; transform: translate(-50%, -50%); background-color: #e0e0e0; padding: 5px;">PASTE</div> </div>
	<p>The colour of my hair at birth:</p> <p>The colour of my eyes at birth:</p>	<p>The colour of my hair now:</p> <p>The colour of my eyes now:</p>	

Festivities Christmas

INSIDE OF LAPBOOK



INSIDE COVER

BACK OF LAPBOOK

FRONT COVER





CUT OUTS

Ideas to make your own Lap Book

**When you feel confident,
make your own lapbook.**

Materials needed

Ideas

Stationery

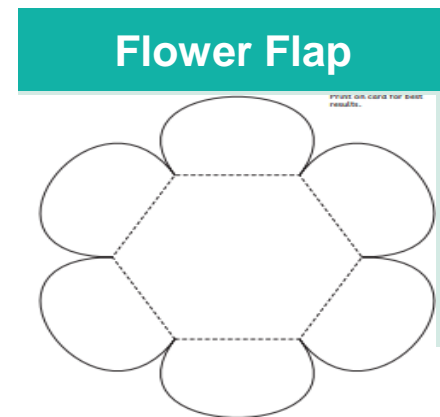
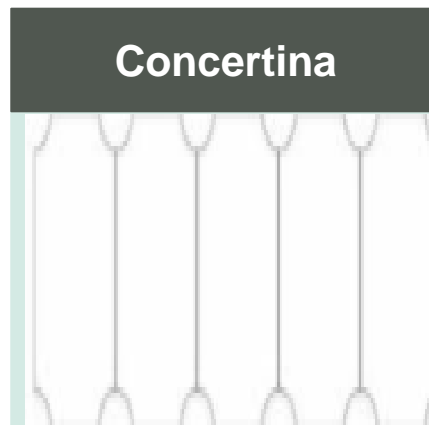
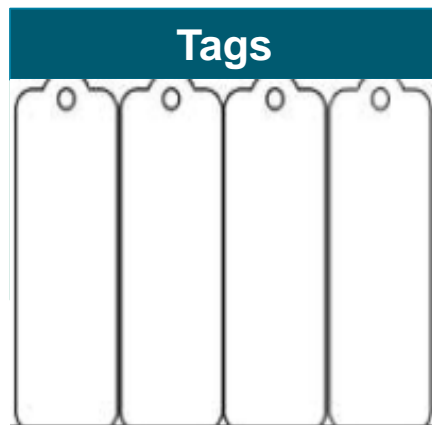
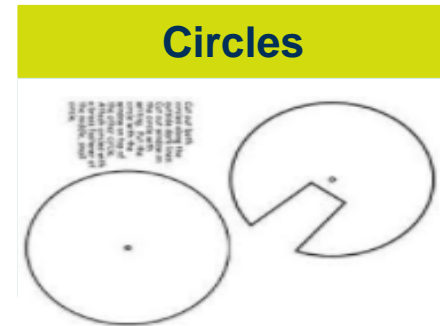
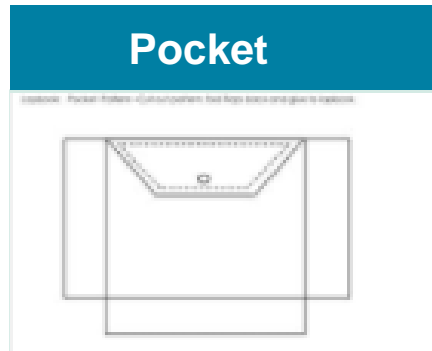
Folder

Templates

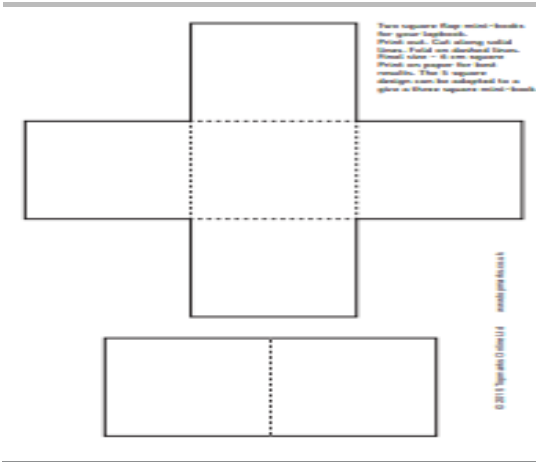


Templates for Lap Books

www.topmarks.co.uk



Mini Book Templates



Mini books

Store information

Chronology of events

Vocabulary

Pictures

Types of Mini book

Flip Flap

Zig Zag / Concertina

Fold

Essential Materials: Stationery

1



pencils

2



card or paper

3



scissors

4




folders

5



felt-tip pens

6



templates

7



glue

Extra Useful Materials



envelopes



sellotape



freezer bags



stapler



split pins



stickers



velcro



realia

H



How to make your own lap book

1 Choose your topics

2 Think about and research content

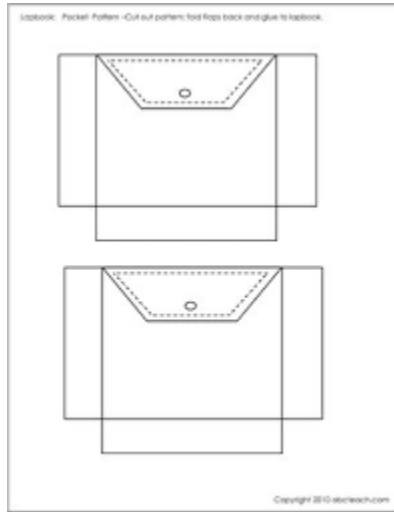
3 Select a folder and templates

4 Complete templates and assemble Lap Book.

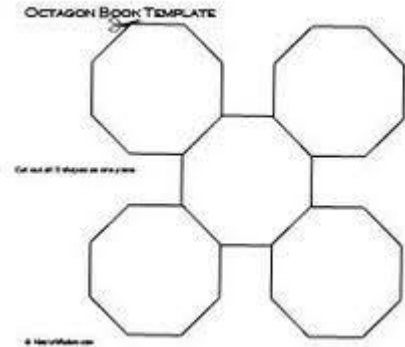
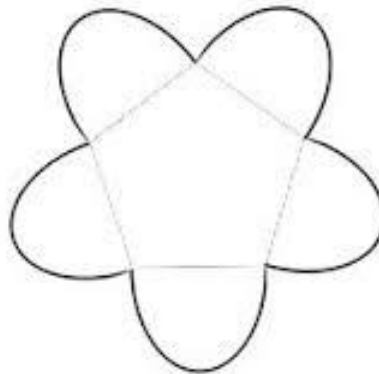
Make a Folder



Choose your templates

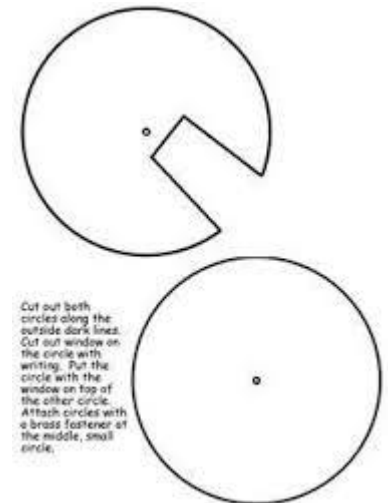



Cut out the shape, fold all half circles up on dotted line.



Envelope Book

Cut book out as one piece. Fold four flaps under, using dotted lines as your guide.






Lap Books

1. choose a template to fit the subject
2. cut out template
3. fill in template
4. store templates
5. complete Lap Book
6. learn and describe content


Other Lap Books

HOME MADE LAPBOOKS



**A Lap Book about your
favourite animal**

My favourite animal



Guided internet research

21 Century Skills: critical
thinking skills and competences

Planning

Researching

Evaluating

Collaborating

presenting




Guided internet search

- Students choose an animal
- Questionnaire
- Pairs or groups
- **Make a Lap Book and present it**

Possible internet sites:

1. www.sciencekids.co.nz
2. www.kids.nationalgeographic.com
3. www.ngkids.co.uk
4. www.animalfactguide.com
5. www.softschools.com



Example questionnaire for an Internet search and scaffolding for the answers

1. What is your animal?

This is a.....

2. Describe your animal

It is.....It's got.....

3. Where does it live?

It lives in the.....

4. What can you see there?

There are /is ...

5. What does your animal eat?

Theeats

6. Is it a herbivore, carnivore or omnivore? **It is a.....**

7. Is it a predator?

It is /isn't a

8. Is it an endangered species?

It is /isn't an.....

Example answer

This is a *giant panda.*

It is *big, black and white.*
It's got *black eyes, black ears*
and fur.

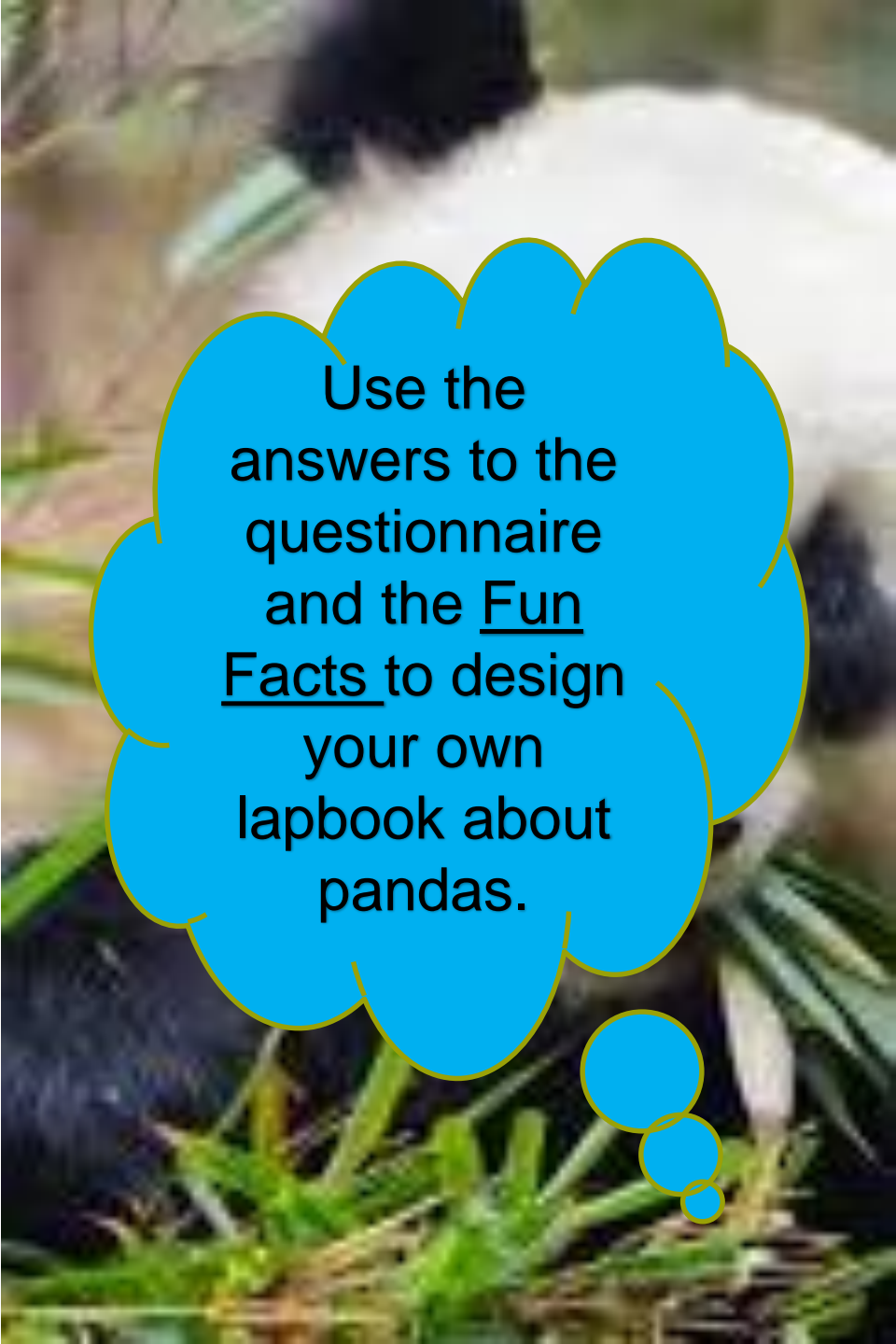
It lives in the *mountain forests*
in China.
There are *trees and bamboo.*

The panda eats *bamboo, eggs*
and fish.

It is *an omnivore.*

It isn't *a predator.*


It isn't *an endangered species*
now.

A giant panda is shown in a natural habitat with green bamboo. A large blue thought bubble with a yellow outline is positioned on the right side of the image, containing text. Three smaller blue circles of decreasing size trail off from the bottom of the main bubble.

Use the
answers to the
questionnaire
and the Fun
Facts to design
your own
lapbook about
pandas.

My Favourite Animal Lap Book

Giant Panda

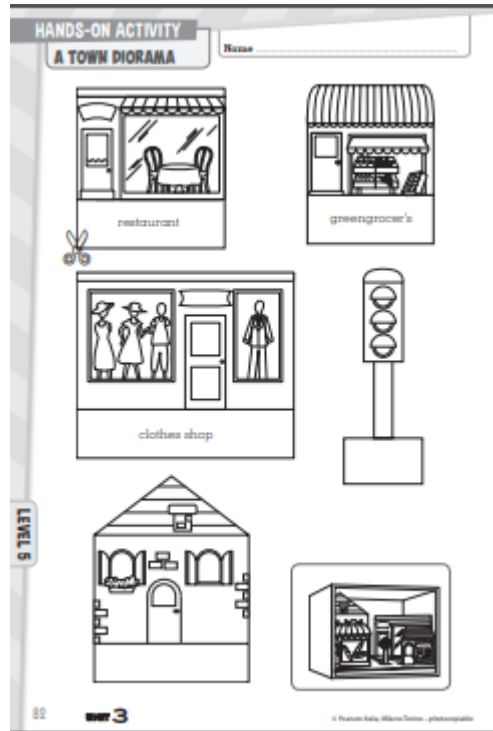



CLIL and Culture LAPBOOK

CLIL LAPBOOK



My Town – shops- prepositions –road safety



Diorama Lap book: My Town

(Top Secret Premium 5) Gilda Fusco – Scuola Pink and Blue Castel Volturno CE



Using Lap Books to respond to reading



Response to reading Lap Book

Based on favourite book

CLIL Connections

Summary of book

5 W & H

Characters

Key vocabulary

Plot

Book rating



Key information to include in Lap Book

5 W & H

Who?

What?

When?

Where?

Why?

How?

My Favourite Book

Peter Pan Lap Book

What Topics or themes can you think of for a Lap Book on Peter Pan?



Topics and Themes

- London
- Brothers and sisters
- Friendship
- House and home
- Magic



The characters



John



Wendy



Michael



Peter Pan



Tinker Bell

Wendy is a girl. She lives in London

John is Wendy's and Michael's brother.

Michael is a young boy.

Peter Pan is a boy. He lives in Neverland.

Tinker Bell is a fairy.
She is Peter Pan's friend.


Peter Pan Lap Book



www.kidscando.it

CLIL Connections Lap Books

What CLIL Connections can you think of for Alice in Wonderland?



CLIL Connections

History

Geography

Mathematics

Science

Cookery



Pearson English Readers

Alice in Wonderland

Lewis Carroll



www.kidscando.it

My Favourite book Lap Book



By:

.....



Pearson Italia S.p.A. - via Arconati, 1 - 20135 Milano
tel. +39 02 74823.1 - fax +39 02 74823.362 - info.italy@pearson.com

Book Title



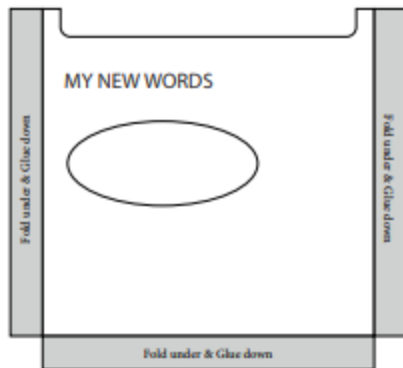


.....

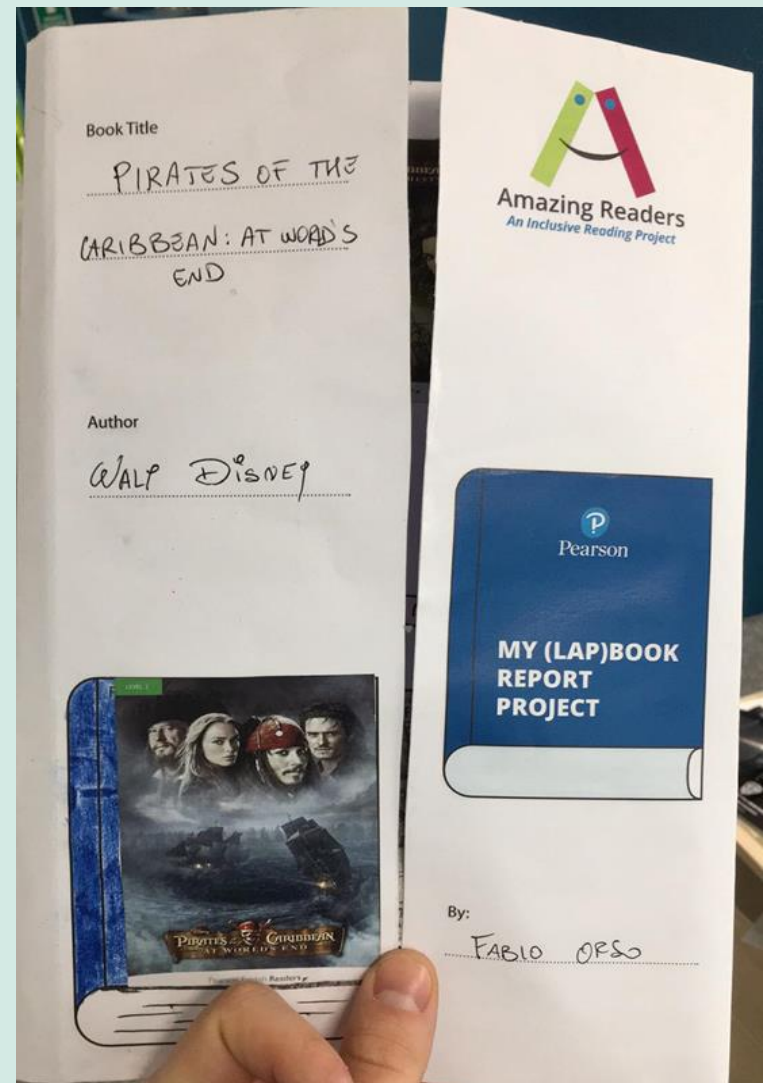
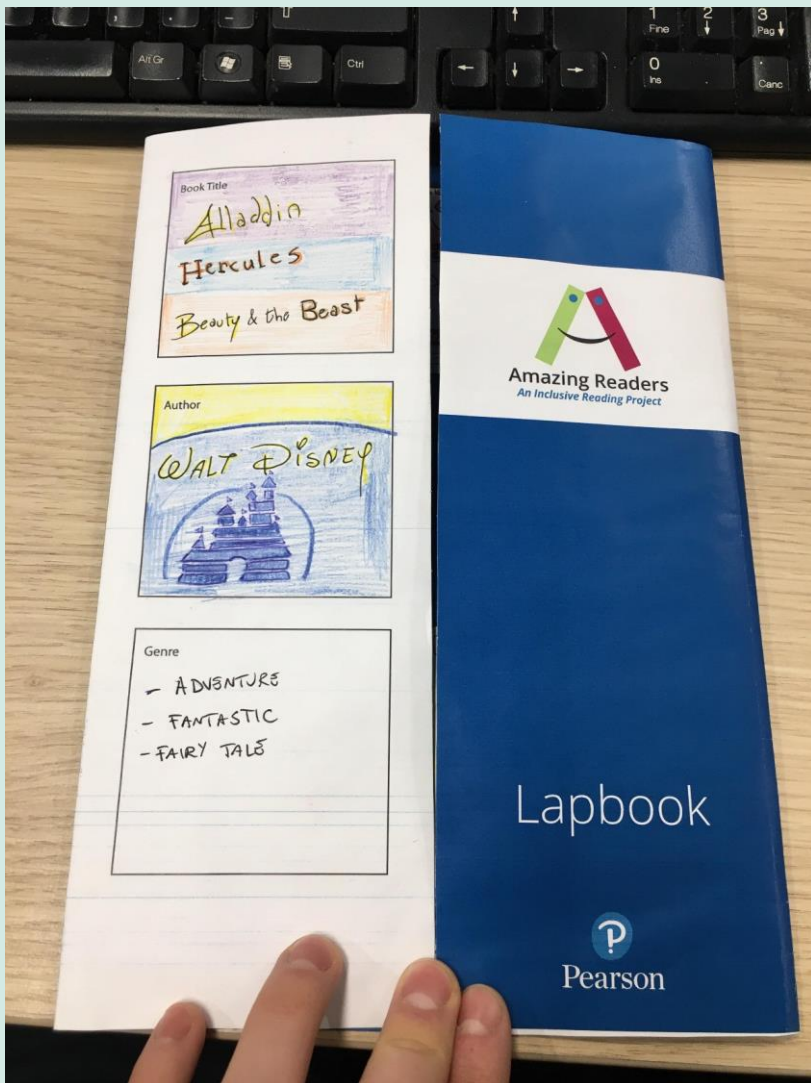
.....

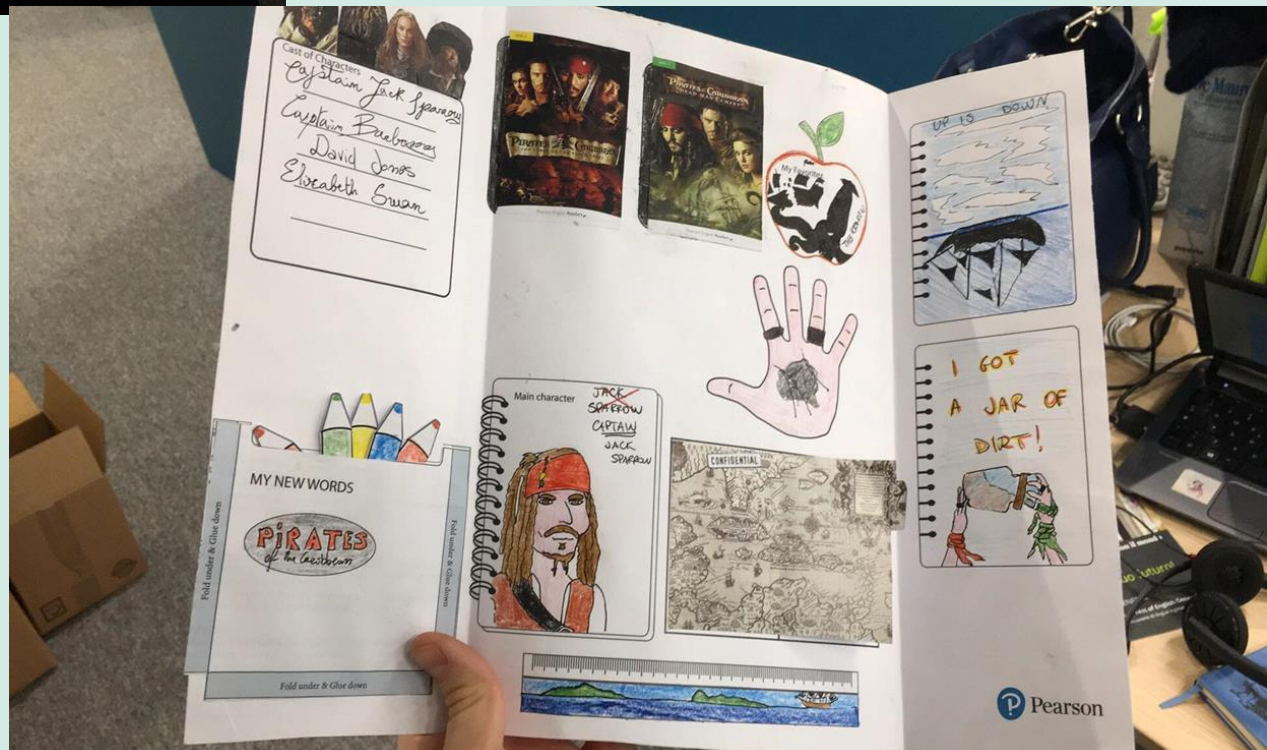

Author

.....

Front cover illustration





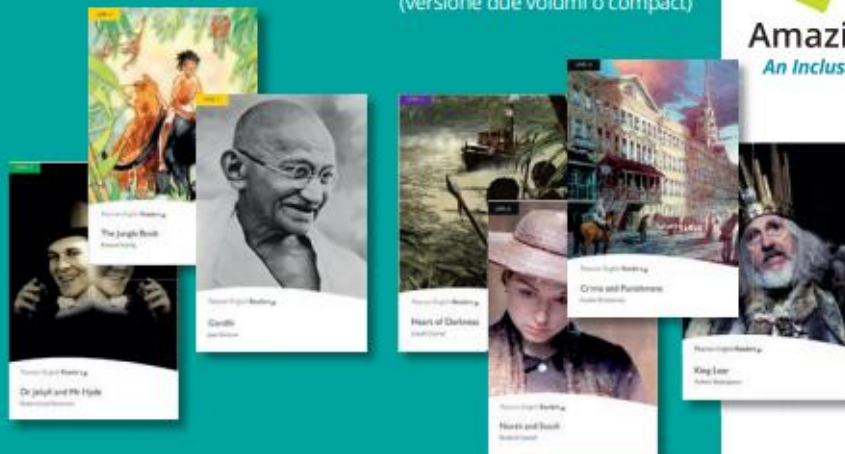


In esclusiva con i corsi indicati la possibilità per tutti gli studenti di fruire online e offline delle seguenti narrative:

con "Engage" e "Focus"

con "Amazing Minds"

(versione due volumi o compact)



In esclusiva con i corsi "Get It!" e "Just Right Premium" la possibilità per tutti gli studenti di fruire online e offline delle seguenti narrative:



Amazing Readers
An Inclusive Reading Project



Amazing Readers



Il progetto Pearson per diffondere l'amore per la lettura in inglese tra bambini e ragazzi di tutte le età a partire dai banchi di scuola, tramite i Pearson English Readers, adattamenti graduati dei grandi classici, fiction e non fiction.

Alunni e studenti potranno scegliere da un'ampia collana di testi in lingua inglese, adattati ai diversi livelli di padronanza della lingua.

Alla fine del percorso vi suggeriamo idee e spunti per organizzare un Amazing Readers Discovery Day, nel quale per far sì che i ragazzi lavorino in modo creativo sulla loro lettura preferita.

Per maggiori informazioni e per trovare i materiali visita il sito:

<https://it.pearson.com/amazing-readers.html>



o unisciti al gruppo Facebook dedicato:

<https://www.facebook.com/groups/amazingreaders/>

Organize an Amazing Readers Lap Book Discovery Day at your school





Amazing Readers Lap Book Festival

Children choose favourite Lap Book

Children display them at tables

Visitors visit tables

Children describe Lap Book

Vote for favourite Lap Book....

Attestato Amazing Little Readers for every student



*Attestato
di partecipazione*

Si attesta che

Fabio Orso

ha partecipato al programma di Pearson Italia dal titolo:

Amazing Little Readers

esponendo nel Discovery Day il libro dal titolo:

Aladdin

Presso

Scuola Primaria "Walt Disney"
Classe 3° Sezione D

L'insegnante

Claudia Zabaglioni

14 Maggio 2018

Pearson Italia è ente accreditato quale soggetto che offre formazione al personale della scuola (AOODGPER12676).
Il sistema di gestione per la qualità della Casa Editrice è certificato
in conformità alla norma UNI EN ISO 9001:2015 (certificato n. 24207/01/5).

Per maggiori informazioni e per trovare i materiali visita il sito:

<https://it.pearson.com/amazing-readers.html>

Lap Books can help students



1 learn by doing and remembering more easily

2 speak more

3 work together

4 be creative



Homepage > Docenti > Scuola primaria > Innovazione didattica > Altri temi >
La scoperta dell'inglese: ipotesi per la costruzione di un lapbook «montessoriano»



<https://it.pearson.com/docenti/primaria/innovazione-didattica/didattica-innovazione/lapbook-montessori.html>

Lap Book templates

Area Lap Books

www.pearson.it

Didastore

*Free the child's potential and you will
transform him into the world.*

Maria Montessori

Useful info:

**certificates, materials,
archives, video
tutorials,
calendar of events**

1. Certificate of attendance

New!

To obtain a **certificate of attendance**, valid to certify obligatory training hours:

»1«

Vai su pearson.it/miei-webinar
e rispondi ad alcune
semplici domande di controllo.

»2«

In caso di esito positivo al questionario,
scarica subito l'attestato.

2. All materials and video lessons are available in the Pearson Education Library:



3. Upcoming webinars on pearson.it/pearson-academy

Pearson Academy Facebook page

Follow us on Facebook!

You can stay up to date on upcoming training events. Receive articles and news on Italian schools and International schools and much more.

Fan page

Pearson Academy – Italia



**Thank you for joining
us!**

IMPARARE SEMPRE