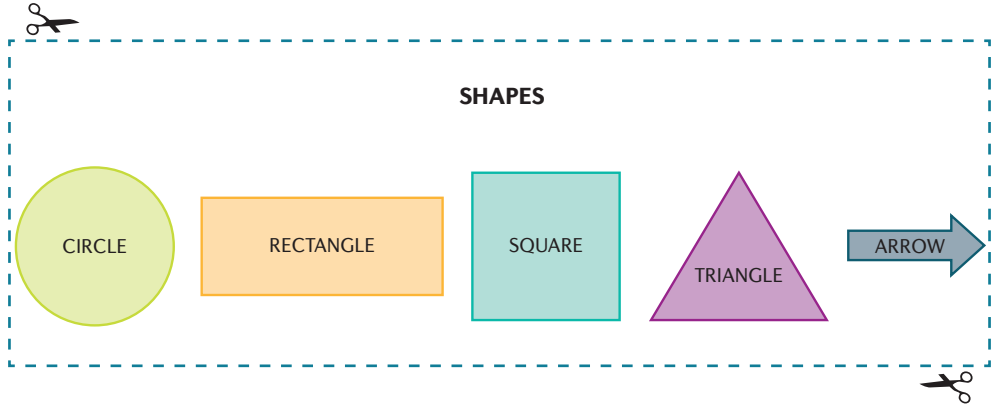


Module 2. Road safety


Proponiamo di seguito tutti i materiali per svolgere in classe le attività di questo modulo.

Pre-task

Pre-task 1




Pre-task 3 




ROAD SIGNS


RED TRIANGULAR ROAD SIGNS




BLUE CIRCULAR ROAD SIGNS









RECTANGULAR AND SQUARE ROAD SIGNS




CIRCULAR ROAD SIGNS WITH A RED BORDER



ARROWS

		area pedonale
		molo turistico
		zona archeologica





MATCHING

Collega le forme alla frase corrispondente
in base a ciò che ritieni indichino

Red triangular road signs	tell us what we must do.
Circular road signs with a red border	give information.
Circular blue road signs	give directions.
Rectangular and square road signs	tell us what we must not do.
Arrows	warn us of a danger.



Task cycle

Task 1




ROAD SAFETY RULES

It's important to respect road safety rules. If you are a driver you have to respect the following rules:

1. Drive slow, especially if you are in the city centre.
2. Don't cross the speed limit.
3. Watch out for other drivers or for pedestrians.
4. Be extra careful during bad weather conditions.
5. Avoid distractions.
6. Always wear a seatbelt.
7. Stop if the traffic light is red.
8. Be careful if the traffic light is yellow.
9. Stop when a pedestrian needs to cross the street
10. Never park out of the parking spot.
11. Never park in a disabled parking spot if you are not allowed to.
12. Never use the phone while driving.



Task 3



Task 5



USEFUL SENTENCES

Be careful when you cross the road.

Look at your right/left before crossing the road.

Get in and out of the car using the door at the footpath side.

Look in all directions before crossing the road.

Think about whether it is safe to cross the road or it's better to wait.

Keep looking and listening for traffic while crossing the road.

Cross the road only when all traffic has stopped.

Cross the road only when cars have stopped for you.

Always be careful when you cross the road.

Choose a safe place to cross.

Look at the pedestrian traffic lights and cross the road only when you can see the "green man" or the green walk sign.

Never cross when you can see a "red man" or the red don't walk sign.

Always use the zebra crossing to cross the road.

If you are not near a zebra crossing, choose a safe place where you can see traffic in all directions and where drivers can see you.

It's dangerous for you to play close to roads.

If you are playing near roads, be very careful and never run onto the road to collect a ball or a toy.

