



PEARSON
Longman

Frances Foster – Brunel Brown

LONGMAN
EDIZIONI

Summer Magic 1

con Libro
dei giochi

+ audio CD with songs

in Fairytale Land



ALWAYS LEARNING

PEARSON




1 Ricalca i numeri.




ONE



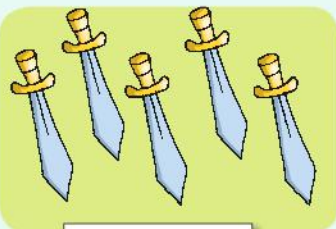
TWO



THREE



FOUR



FIVE



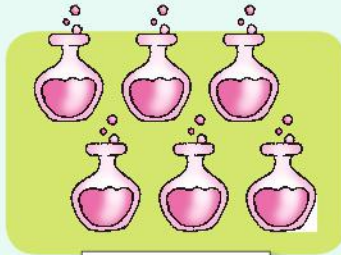


06 2

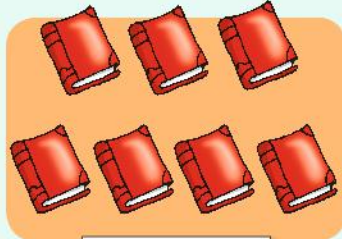
Ascolta e ripeti i numeri mentre li indichi nella scena.




FIVE IS BLUE.
SEVEN IS YELLOW.
NINE IS PINK.




SIX




SEVEN



EIGHT



NINE



TEN



07 3

Ascolta la filastrocca, poi colora i numeri seguendo le indicazioni.



4

Aiuta Hansel e Gretel a tornare a casa. Traccia il percorso giusto. Colora i numeri da uno a dieci.



5

Quanti uccellini incontrano Hansel e Gretel nell'esercizio 4? Colora il riquadro giusto.



NINE

SEVEN


FIVE

TEN

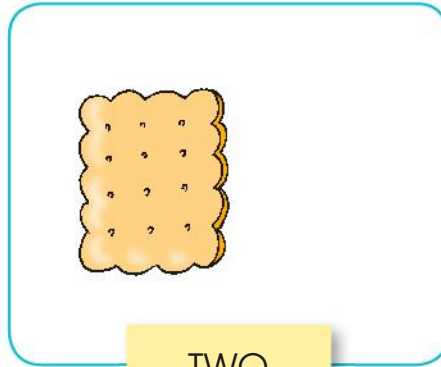
EIGHT



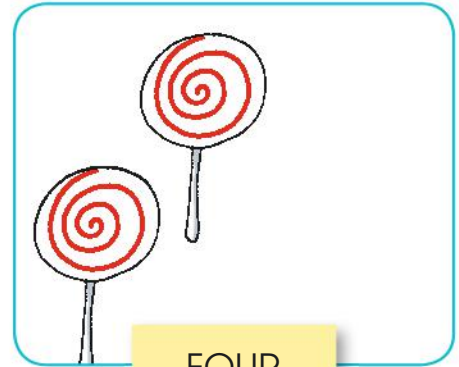
6 Quanti dolcetti mancano? Disegnali tu.



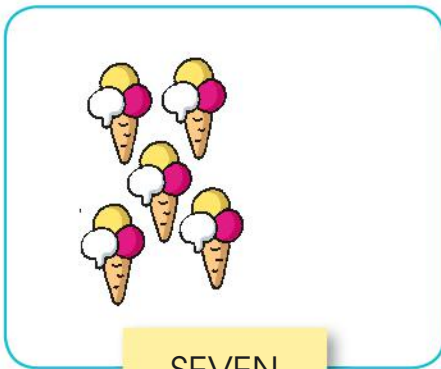
FIVE



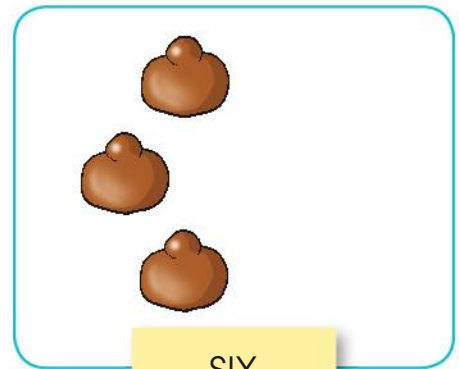
TWO



FOUR



SEVEN



SIX

7 Aiuta la strega a contare le caramelle. Cerchia la risposta giusta.



ONE + EIGHT = NINE / SEVEN



TWO + FOUR = FIVE / SIX



TEN - THREE = EIGHT / SEVEN



FIVE + FIVE = TEN / NINE



EIGHT - SIX = TWO / ONE










8

È il compleanno di Cucciolo. Aiuta Biancaneve a preparare la festa. Conta e completa la tabella.

08

Lo sai che il mio nome in inglese è **SNOW WHITE**?



HOW MANY?	








09

9 Ascolta il dialogo e disegna le candele sulla torta di Cucciolo.

HAPPY BIRTHDAY, DOPEY!

HOW OLD ARE YOU?

I'M EIGHT YEARS OLD.



10

10 Ascolta e aiuta Brontolo a scrivere in lettere l'età di questi bambini.



TOM

.....



ANN

.....




MARY

.....


... IN SUMMER

1 Aiuta Thomas a colorare il disegno seguendo le indicazioni.




ONE IS YELLOW.
TWO IS ORANGE.
THREE IS GREEN.
FOUR IS RED.
FIVE IS PINK.
SIX IS BLACK.
SEVEN IS BROWN.
EIGHT IS BLUE.
NINE IS PURPLE.


2 Ora conta e cerchia il numero giusto.




7 + 2 = NINE / SEVEN



6 + 2 = EIGHT / FOUR



4 + 3 = SEVEN / FIVE



5 + 5 = THREE / TEN

3

Conta la frutta e scrivi i numeri in parole.



1



2



3



4



5




6

4

Disegna nel cestino di Mrs Brown la frutta indicata.

- FOUR BANANAS
- SEVEN APPLES
- THREE PEARS





PEARSON
Longman

Frances Foster – Brunel Brown

LONGMAN
EDIZIONI

Summer Magic 2

con Libro
dei giochi

+ audio CD with songs

in Dino Land



ALWAYS LEARNING


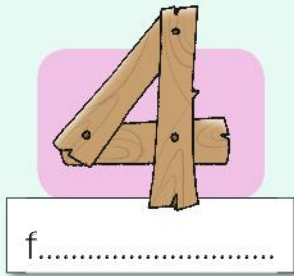



PEARSON

COUNTING IN DINO LAND



09

1 Ascolta e ripeti i numeri mentre li indichi.



Find and Copy

2 Scrivi i numeri in lettera sotto i disegni.

- one
- two
- three
- four
- five
- six
- seven
- eight
- nine
- ten

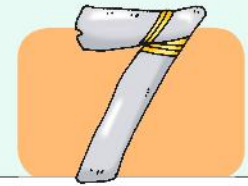


3


Colora i sacchi seguendo le indicazioni dell'arbitro.



S.....



S.....



e.....



n.....



t.....

Look at the sacks!
Number three is pink.
Number two is yellow.
Number four is red.
Number one is blue.
Number eight is white.

▶ three ▶ two

4

Cerchia nel disegno gli oggetti indicati.

Find and Circle



5

Conta e scrivi nei boxini i numeri in cifra, poi completa con le lettere mancanti e collega.



o _ e

_ w o

th _ e _

f _ u _

_ i v _

s _ x

_ e _ en

ei _ h _

_ i _ e

_ e _





6

Colora dello stesso colore il numero in cifra e in parola.



7


Fai le somme e scrivi i risultati in parole. Segui l'esempio.

8

Ascolta la canzone e disegna il numero giusto di candeline sulla torta.



Happy Birthday to you!
Happy Birthday to you!
Happy Birthday, dear friend!
Happy Birthday to you!



9

Ascolta e scrivi l'età dei bambini. Completa le frasi.

HOW OLD ARE YOU?



1

I'm six.



2

I'm



3

I'm



4

I'm



5

I'm



Comics Corner


12

◆ Ascolta il dialogo mentre osservi i disegni.

13

◆ Completa i fumetti con **birthday** / **old** / **eight**.

◆ Ascolta di nuovo e ripeti le battute.



☆ MY PROGRESS ☆☆☆

Leggi e segna con un ✓ le cose che sai fare.

- So contare fino a 10.
- So scrivere i numeri fino a 10.
- So rispondere alla domanda *What number is it?*
- So chiedere l'età e dire la mia.



A DAY AT ... THE SEASIDE

1 Quest'estate Mary è al mare con la sua amica Alice. Scrivi i nomi degli oggetti che useranno.

bucket
rubber ring
flippers
beach umbrella
mask



1 r.....



2 f.....



4 m.....



5 b.....



3 b.....



Hi, my name is Mary.
I'm at the seaside with
my friend Alice!



2 Cerchia l'oggetto di colore **brown** nell'esercizio 1.






3

Ascolta la filastrocca, poi conta gli oggetti e segna il numero giusto.

14



Jump in the water!
 Splash! Splash! Splash!
 Swim in the water!
 Splash! Splash! Splash!
 Fun at the seaside!
 Splash! Splash! Splash!
 Jump! Swim!
 Splash! Splash! Splash!

- | | | |
|---|--------------------------------|--------------------------------|
|  | <input type="checkbox"/> five | <input type="checkbox"/> six |
|  | <input type="checkbox"/> nine | <input type="checkbox"/> eight |
|  | <input type="checkbox"/> three | <input type="checkbox"/> four |
|  | <input type="checkbox"/> one | <input type="checkbox"/> two |
|  | <input type="checkbox"/> six | <input type="checkbox"/> seven |

4

Cerchia l'elemento che di solito non si trova al mare.



PEARSON
Longman

Frances Foster – Brunel Brown

LONGMAN
EDIZIONI

Summer Magic 3

con
Short Story

+ audio CD with songs

in Galaxy Land



ALWAYS LEARNING

PEARSON

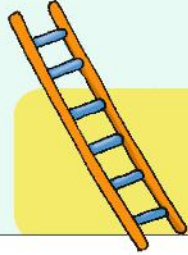


10

1 Ascolta e ripeti gli aggettivi mentre li indichi.




s.....



l.....



s.....



h.....



t.....



n.....



Find and Copy

2 Scrivi gli aggettivi sotto i disegni.

- old
- new
- big
- small
- long
- short
- tall
- short
- dirty
- clean
- hard
- soft



3

Leggi la descrizione dell'oggetto misterioso e cerchiolo.



It's orange and blue.
It's big. It isn't small.
It isn't short. It's long.



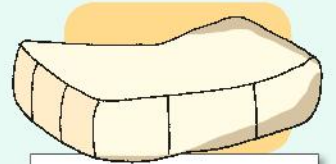
b.....



o.....



c.....



s.....



s.....




d.....

- ▶ three yellow triangles
- ▶ four pink squares
- ▶ two green circles
- ▶ one red rectangle

4 Cerchia nel disegno le forme indicate.

Find and Circle

Recycling





5

Colora gli aggettivi opposti usando gli stessi colori.



6

Osserva il disegno e completa le frasi con un aggettivo.

Ascolta e controlla.

- 1 The elephant is
- 2 The tortoise is
- 3 The hippo is
- 4 The snake is
- 5 The giraffe is

7

Ascolta e cerchia True oppure False.

- 1 True False
- 2 True False
- 3 True False
- 4 True False
- 5 True False
- 6 True False




8 Sottolinea il giocattolo descritto. Collega.

1 It's big and old.
It's brown.
bicycle doll



2 It's long and new.
It's red.
scooter train

3 It's small and hard.
It's purple and green.
yo-yo ball




9 Ascolta la filastrocca e disegna il giocattolo preferito di Carol.

*My favourite teddy bear
is big, soft and new.
It's yellow, pink and white.
It sleeps with me at night.*






10 Ascolta e ripeti i numeri fino a dieci. Colora dello stesso colore i numeri in cifra e in parole.




11 Ascolta e segna con un ✓ se la frase è vera.



square



circle



triangle



rectangle

12 Esegui le operazioni e metti un ✓ sotto T se il risultato è giusto e sotto F se è sbagliato.

1	3	×	3	= nine	T	F
					<input checked="" type="checkbox"/>	<input type="checkbox"/>
2	[]	+	○	= seven	<input type="checkbox"/>	<input type="checkbox"/>
3	△	×	[]	= five	<input type="checkbox"/>	<input type="checkbox"/>
4	[]	÷	△	= eight	<input type="checkbox"/>	<input type="checkbox"/>
	○	×	[]	= three	<input type="checkbox"/>	<input type="checkbox"/>



Comics Corner

16

◆ Ascolta il dialogo mentre osservi i disegni.

17

◆ Completa i fumetti con **long** / **pet** / **small**.

◆ Ascolta di nuovo il dialogo e ripeti le battute.



Leggi e segna con un ✓ le cose che sai fare.

- So descrivere un animale o un oggetto.
- So rispondere alla domanda *What does it look like?*
- So riconoscere alcune forme geometriche.
- So contare fino a dieci.



... THE SAFARI PARK

1 Oggi Punam trascorrerà la giornata al safari park.
Riordina le lettere e scrivi i nomi degli animali.

- 1 aber
- 2 mecla
- 3 olin
- 4 pihop
- 5 onkyme
- 6 ifgeraf













Hi, my name is Punam.
I live in London. Today I'm at
the safari park!




2 Ascolta le descrizioni degli animali e scrivi **True** se la frase è vera
e **False** se la frase è falsa.

1 2 3 4 5 6

3

Ascolta e completa la filastrocca, poi disegna le scimmie mancanti.



..... little monkeys
 jumping in the zoo!
 They're jumping up and down
 and they're looking at you!

4

Osserva e completa le frasi con **in**, **on** e **under**.



1 The bear is
the box.

2 The bear is
the box.

3 The bear is
the box.



PEARSON
Longman

Frances Foster – Brunel Brown


LONGMAN
EDIZIONI

Summer Magic 4

con
Short Story

+ audio CD with songs

in Cowboy Land




ALWAYS LEARNING

PEARSON



1 Ascolta e ripeti i nomi degli indumenti mentre li indichi.

37



.....



.....



.....



.....



.....



Find and Copy

2 Scrivi i nomi degli indumenti sotto i disegni.

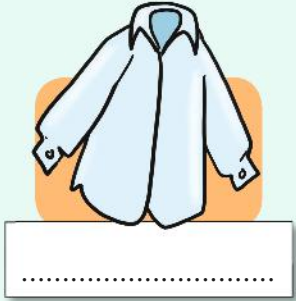
- trousers
- skirt
- jumper
- shirt
- shoes
- dress
- jacket
- coat
- socks
- hat



3

Leggi e colora gli indumenti dello spaventapasseri seguendo le indicazioni.

Look at the scarecrow!
His trousers are red.
His shirt is yellow.
His hat is blue.
His jacket is black.
His socks are orange.



- ▶ ten cherries
- ▶ two melons
- ▶ three pears
- ▶ five apples

4

Cerchia nel disegno le cose indicate.

Find and Circle





5 Segna con un ✓ le risposte giuste. Ascolta e controlla.

38



- 1 Is it a dress?
 Yes No
- 2 Are they shoes?
 Yes No
- 3 Is it a coat?
 Yes No
- 4 Are they trousers?
 Yes No
- 5 Is it a hat?
 Yes No


6 Leggi e completa la lettera. Cerchia Michael.

Dear Alex,

This is a picture of me and my friend Stephen. I'm the tall, thin boy. I've got brown hair and blue eyes. I'm wearing a red and blue I'm also wearing purple and blue and brown

Bye for now!

Michael





39

7 Ascolta e colora True oppure False.

- 1 True False
- 2 True False
- 3 True False
- 4 True False



ANN



THOMAS



FRED



MARY

8 Osserva le foto e cerchia i nomi giusti dei bambini.

- 1 Who is wearing white trousers?
Thomas Fred
- 2 Who is wearing a brown jacket?
Ann Mary
- 3 Who is wearing a yellow jumper?
Thomas Ann
- 4 Who is wearing a blue, white and red shirt?
Fred Mary

9 Completa le frasi con his oppure her.



- 1 shorts are green.
- 2 T-shirt is purple.
- 3 shoes are blue.
- 4 socks are red and white.



10 Canta la canzone e colora l'abbigliamento di Blossom.

40



Blossom's dress
is red and white.
Her shoes are black
and green and blue.
Her hair is black,
her eyes are green.
Blossom's dress
is red and white.
Her tepee is big and new.



11 Scrivi frasi usando le parole fornite.

1 John / hat / big

John's hat is big.

2 Mr Barker / car / red

.....

3 Sally / bike / dirty

.....

4 Mrs Bell / dress / long

.....

12 Osserva la foto. Ascolta e scrivi **True** oppure **False**.

41



SUE

LINDA

JASON

BETTY

1	2
3	4



Comics Corner


42

◆ Ascolta il dialogo mentre osservi i disegni.

43

◆ Completa i fumetti con **favourite** / **sister** / **T-shirt**.

◆ Ascolta di nuovo e ripeti le battute.



☆ MY PROGRESS ☆☆☆

Leggi e segna con un ✓ le cose che sai fare.

- So dire i nomi degli indumenti.
- So scrivere i nomi degli indumenti.
- So descrivere ciò che indosso.
- So rispondere alla domanda *Who is wearing...?*





PEARSON
Longman

Frances Foster – Brunel Brown

LONGMAN
EDIZIONI

Summer Magic 5

con
Grammatica
a schede

+ audio CD with songs

in Magic Land



ALWAYS LEARNING

PEARSON

SHOPPING WITH MRS WANDA



21

1 Ascolta e ripeti i nomi dei luoghi mentre li indichi.



Find and Copy

2 Colloca i nomi dei luoghi sotto i disegni.

- greengrocer's
- stationer's
- supermarket
- bookshop
- restaurant
- clothes shop
- toyshop
- chemist's
- baker's
- butcher's


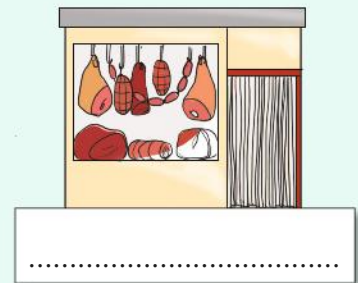
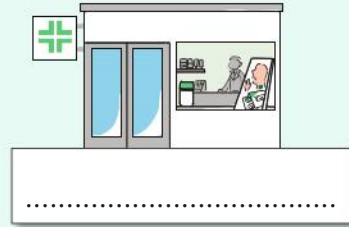


3

Osserva la lista della spesa di Mrs Wanda. Scrivi i nomi dei negozi dove si deve recare.

SHOPPING LIST

- fruit and vegetables
- meat
- bread
- felt-tip pens
- books



- ▶ a cake
- ▶ a skateboard
- ▶ a watermelon
- ▶ a blue bag

4

Cerchia nel disegno le cose indicate.

Find and Circle

Recycling




5 Metti un ✓ accanto ai nomi dei negozi dove si comprano questi articoli.




- greengrocer's
- butcher's



- chemist's
- baker's



- restaurant
- toyshop



- clothes shop
- bookshop



- butcher's
- baker's



- stationer's
- chemist's

6 Miss Miller ha comprato tante cose. Scrivi in quali sei negozi è stata.

- 1
- 2
- 3
- 4
- 5
- 6

What a busy day!





7 Colora dello stesso colore i numeri in cifra e quelli in parola.



9 Ascolta e scrivi l'età in numero.

8 Fai i calcoli e segna con un ✓ se il totale è giusto e con una ✗ se è sbagliato. Correggi.

- $8 \times 5 = \text{fifty}$
- $70 + 6 = \text{seventy-six}$
- $100 \div 5 = \text{twenty-five}$
- $98 - 13 = \text{eighty-five}$
- $7 \times 7 = \text{thirty-nine}$
- $80 \div 5 = \text{sixty}$



1



2



3



4



10 Ascolta la filastrocca, trova gli indumenti nominati e cerchiiali.

How much is the blue and white scarf?
 How much is the long green skirt?
 How much are the brown trousers?
 How much is the yellow shirt?



11 Osserva l'illustrazione e rispondi alle domande della canzone.

- 1
- 2
- 3
- 4

12 Osserva i prezzi dell'esercizio precedente. Leggi le frasi e colora True oppure False.

- 1 The pink and yellow scarf is nine pounds sixty.
 True False
- 2 The short green skirt is ten pounds twenty.
 True False
- 3 The brown trousers are thirteen pounds.
 True False

13 Rispondi alle domande e scrivi i prezzi in lettere.

- 1 How much are the gloves?

- 2 How much is the hat?

- 3 How much are the purple trousers?

- 4 How much is the coat?



Comics Corner

24

◆ Ascolta il dialogo mentre osservi i disegni.

25

◆ Completa i fumetti con **hamburgers** / **chicken** / **butcher's**.

◆ Ascolta di nuovo e ripeti le battute.

Oh look! There's the new It's next to the baker's.

Good morning! How can I help you, today?

I'd like a big, please.

I want to prepare lunch for my special friends.

Would you like anything else?

Yes, I'd like five big

... and ten fat sausages.

Later...

It's lunch time!

☆ MY PROGRESS ☆☆☆

Leggi e segna con un ✓ le cose che sai fare.

- So riconoscere i nomi di alcuni negozi.
- So scrivere i nomi di alcuni negozi.
- So contare fino a cento.
- So chiedere quanto costa qualcosa.



... AROUND Canada

1 Mary ha preparato un cartellone della sua vacanza in Canada. Scrivi i nomi sotto le foto.

Royal Canadian Mounted Police

teepee

maple leaf

igloo

ice hockey

beaver



2 Osserva le foto e cerchia **True** oppure **False**.

1 Ice hockey is a summer sport.

True

False

3 Beavers have got small teeth.

True

False

2 Igloos are made of ice.

True

False

4 There is a maple leaf on the flag.

True

False



3

Leggi e completa la email che Mary manda a sua sorella Susan in Italia. Ascolta e controlla.

video game

bookshop

centre

clothes shop

reading

toyshop

Hi Susan,

I'm in Toronto with Mum, Dad and Anthony.

We are in Yonge Street in the of town.

There are a lot of shops here. Dad is

in a He loves

Mum is in a She is

looking at the dresses. Anthony is sad.

He wants a new but

there isn't a here!

See you on Sunday!

Mary ;)



4

Leggi di nuovo il messaggio e rispondi alle domande.

1 Where is Mary?

.....

2 What is her father doing?

.....

3 What is her mother doing?

.....

4 Why is Anthony sad?

.....

5

Leggi e completa la bandiera del Canada.

The Canadian flag is red and white. The maple leaf in the centre is red.

