







### What are they doing?

- Osserva i disegni e segna la frase corretta.

<p>1</p> 	<p>2</p> 	<p>3</p> 
<p><input type="checkbox"/> He's skating. <input type="checkbox"/> He's skiing.</p>	<p><input type="checkbox"/> She's watching TV. <input type="checkbox"/> She's reading a book.</p>	<p><input type="checkbox"/> She's phoning. <input type="checkbox"/> She's drinking.</p>
<p>4</p> 	<p>5</p> 	<p>6</p> 
<p><input type="checkbox"/> He's skiing. <input type="checkbox"/> He's listening to music.</p>	<p><input type="checkbox"/> He's driving. <input type="checkbox"/> He's swimming.</p>	<p><input type="checkbox"/> They're eating. <input type="checkbox"/> They're playing.</p>

- Osserva di nuovo e scrivi delle frasi come nell'esempio.

1 *He isn't skating. He's skiing.*

2 .....

3 .....

4 .....

5 .....

6 .....

- Ascolta e controlla.