



BUS

/s/



NOSE

/z/



1. Look and listen.

bus bus bus

nose nose nose

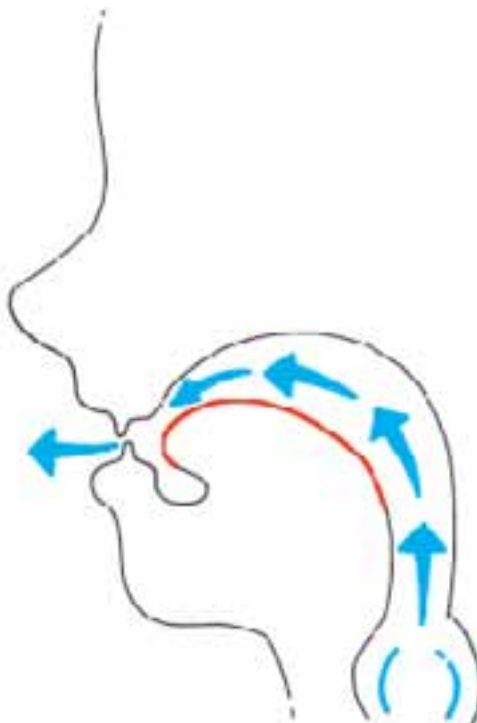
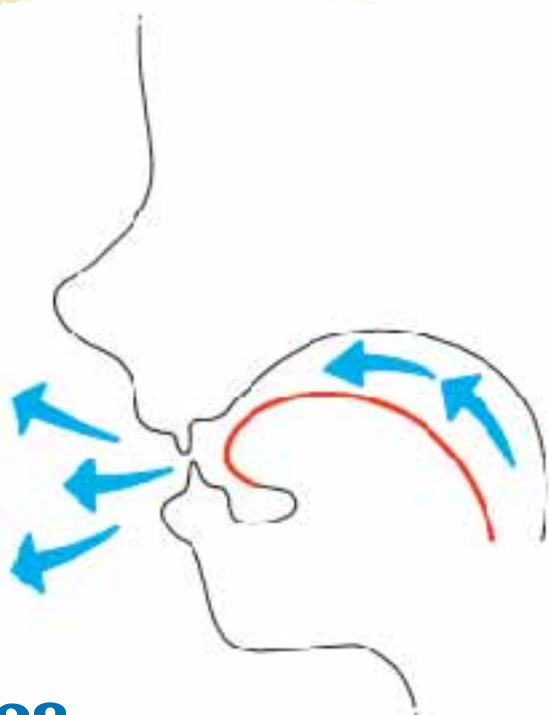


Pronuncio il suono /s/ con la bocca socchiusa come in italiano quando dico "sasso".

Questo è un suono sordo (non vibrano le corde vocali).

Pronuncio il suono /z/ con la bocca sempre socchiusa come in italiano quando dico "rosa", ma usando le corde vocali.

Questo è un suono sonoro (vibrano le corde vocali).





Click

on your pronunciation camera!


/s/
/z/



2. Cut and glue. Then listen and order (page 47).

/s/

[Dashed box for writing]



[Dashed box for writing]



[Dashed box for writing]



[Dashed box for writing]

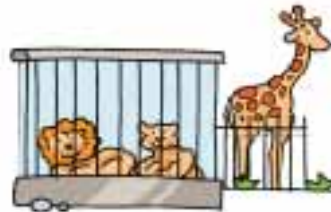


/z/

[Dashed box for writing]



[Dashed box for writing]



[Dashed box for writing]



[Dashed box for writing]





Click on your pronunciation camera!

/s/
/z/



3. Listen and tick.

/s/



/z/



4. Read and circle. (The odd-one-out)

1

noise

stop

square

palace

2

skateboard

street

footsteps

because

3

seven

reason

strange

sweet

4

small

snake

please

smack

5

summer

days

Saturday

August

6

books

loves

peas

dogs



on your pronunciation camera!

/s/
/z/

5. Look and complete. /s/



smog



city



bibycle



snake

Look and complete. /z/



zebra



balls



girls



prize



6. Listen and repeat.



Caesar always sings some special songs for his sweet Suzy.

/s/ 1 noise /s/ 2 because /s/ 3 reason
/s/ 4 please /s/ 5 days /z/ 6 books

4. Read and circle.

/z/ zebra, balls, girls, prize

snake.

/s/ smog, city, bicycle,

5. Look and complete.

KEY

3. Listen and tick.

<input checked="" type="checkbox"/>	<input type="checkbox"/>	<input checked="" type="checkbox"/>	<input type="checkbox"/>	<input checked="" type="checkbox"/>	<input checked="" type="checkbox"/>
<input checked="" type="checkbox"/>	<input checked="" type="checkbox"/>	<input type="checkbox"/>	<input checked="" type="checkbox"/>	<input type="checkbox"/>	<input checked="" type="checkbox"/>